



Micro Commercial Components

Micro Commercial Components
 20736 Marilla Street Chatsworth
 CA 91311
 Phone: (818) 701-4933
 Fax: (818) 701-4939

BZX84C2V4 THRU BZX84C(B)51

Silicon 350 mWatt Zener Diodes

Features

- Planar Die construction
- 350mW Power Dissipation
- Zener Voltages from 2.4V - 51V
- Ideally Suited for Automated Assembly Processes

Mechanical Data

- Case Material: Molded Plastic. UL Flammability Classification Rating 94V-0 and MSL Rating 1
- Lead Free Finish/RoHS Compliant ("P" Suffix designates RoHS Compliant. See ordering information)
- Weight: 0.008 grams (approx.)

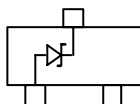
Maximum Ratings @ 25°C Unless Otherwise Specified

| | | | |
|-------------------------------------|-----------------------------------|-----------------|-------|
| Maximum Forward Voltage@IF=10mA | V _F | 0.9 | V |
| Power Dissipation (Note A) | P _(AV) | 350 | mWatt |
| Operation And Storage Temperature | T _J , T _{STG} | -55°C to +150°C | |
| Peak Forward Surge Current (Note B) | I _{FSM} | 2.0 | A |
| Thermal Resistance (Note C) | R _{thja} | 357 | °C/W |

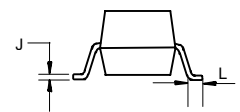
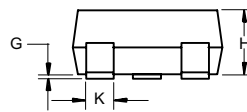
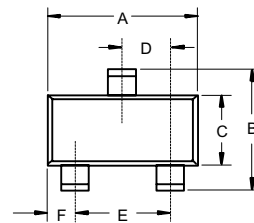
NOTES:

- A. Mounted on 5.0mm² (.013mm thick) land areas.
 B. Measured on 8.3ms, single half sine-wave or equivalent square wave, duty cycle = 4 pulses per minute maximum.
 C. Valid provided the terminals are kept at ambient temperature

*Pin Configuration - Top View

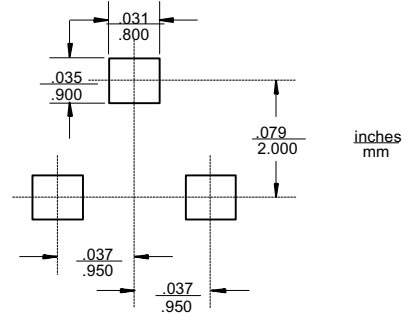


SOT-23



| DIM | INCHES | | MM | | NOTE |
|-----|--------|-------|------|------|------|
| | MIN | MAX | MIN | MAX | |
| A | .110 | .120 | 2.80 | 3.04 | |
| B | .083 | .098 | 2.10 | 2.64 | |
| C | .047 | .055 | 1.20 | 1.40 | |
| D | .035 | .041 | .89 | 1.03 | |
| E | .070 | .081 | 1.78 | 2.05 | |
| F | .018 | .024 | .45 | .60 | |
| G | .0005 | .0039 | .013 | .100 | |
| H | .035 | .044 | .89 | 1.12 | |
| J | .003 | .007 | .085 | .180 | |
| K | .015 | .020 | .37 | .51 | |
| L | .007 | .020 | .20 | .50 | |

Suggested Solder Pad Layout



BZX84C2V4 thru BZX84C51

ELECTRICAL CHARACTERISTICS (Ta=25°C unless otherwise noted)

| Part Number | Marking | Nominal Zener Voltage | | | Max. Zener Impedance | | | | Max.Reverse Leakage Current | |
|-------------|---------|-------------------------|-------|-------|-----------------------------------|----|-----------------------------------|----|-----------------------------|-------|
| | | Vz(V) @ I _{ZT} | | | Z _{ZT} @ I _{ZT} | | Z _{ZK} @ I _{ZK} | | IR @ VR | |
| | | Nom. | Min. | Max. | Ohm | mA | Ohm | mA | µA | V |
| BZX84C2V4 | W1/Z11 | 2.4 | 2.28 | 2.52 | 100 | 5 | 600 | 1 | 50 | 1.0 |
| BZX84C2V7 | W2/Z12 | 2.7 | 2.5 | 2.9 | 100 | 5 | 600 | 1 | 20 | 1.0 |
| BZX84C3V0 | W3/Z13 | 3 | 2.8 | 3.2 | 95 | 5 | 600 | 1 | 10 | 1.0 |
| BZX84C3V3 | W4/Z14 | 3.3 | 3.1 | 3.5 | 95 | 5 | 600 | 1 | 5 | 1.0 |
| BZX84C3V6 | W5/Z15 | 3.6 | 3.4 | 3.8 | 90 | 5 | 600 | 1 | 5 | 1.0 |
| BZX84C3V9 | W6/Z16 | 3.9 | 3.7 | 4.1 | 90 | 5 | 600 | 1 | 3 | 1.0 |
| BZX84C4V3 | W7/Z17 | 4.3 | 4 | 4.6 | 90 | 5 | 600 | 1 | 3 | 1.0 |
| BZX84C4V7 | W8/Z1 | 4.7 | 4.4 | 5 | 80 | 5 | 500 | 1 | 3 | 2.0 |
| BZX84C5V1 | W9/Z2 | 5.1 | 4.8 | 5.4 | 60 | 5 | 480 | 1 | 2 | 2.0 |
| BZX84C5V6 | WA/Z3 | 5.6 | 5.2 | 6 | 40 | 5 | 400 | 1 | 1 | 2.0 |
| BZX84C6V2 | WB/Z4 | 6.2 | 5.8 | 6.6 | 10 | 5 | 150 | 1 | 3 | 4.0 |
| BZX84C6V8 | WC/Z5 | 6.8 | 6.4 | 7.2 | 15 | 5 | 80 | 1 | 2 | 4.0 |
| BZX84C7V5 | WD/Z6 | 7.5 | 7 | 7.9 | 15 | 5 | 80 | 1 | 1 | 5.0 |
| BZX84C8V2 | WE/Z7 | 8.2 | 7.7 | 8.7 | 15 | 5 | 80 | 1 | 0.7 | 5.0 |
| BZX84C9V1 | WF/Z8 | 9.1 | 8.5 | 9.6 | 15 | 5 | 100 | 1 | 0.5 | 6.0 |
| BZX84C10 | WG/Z9 | 10 | 9.4 | 10.6 | 20 | 5 | 150 | 1 | 0.2 | 7.0 |
| BZX84C11 | WH/Y1 | 11 | 10.4 | 11.6 | 20 | 5 | 150 | 1 | 0.1 | 8.0 |
| BZX84C12 | WI/Y2 | 12 | 11.4 | 12.7 | 25 | 5 | 150 | 1 | 0.1 | 8.0 |
| BZX84C13 | WK/Y3 | 13 | 12.4 | 14.1 | 30 | 5 | 170 | 1 | 0.1 | 8.0 |
| BZX84C15 | WL/Y4 | 15 | 13.8 | 15.6 | 30 | 5 | 200 | 1 | 0.1 | 10.5 |
| BZX84C16 | WM /Y5 | 16 | 15.3 | 17.1 | 40 | 5 | 200 | 1 | 0.1 | 11.2 |
| BZX84C18 | WN/Y6 | 18 | 16.8 | 19.1 | 45 | 5 | 225 | 1 | 0.1 | 12.6 |
| BZX84C20 | WO/Y7 | 20 | 18.8 | 21.2 | 55 | 5 | 225 | 1 | 0.1 | 14.0 |
| BZX84C22 | WP/Y8 | 22 | 20.8 | 23.3 | 55 | 5 | 250 | 1 | 0.1 | 15.4 |
| BZX84C24 | WR/Y9 | 24 | 22.8 | 25.6 | 70 | 5 | 250 | 1 | 0.1 | 16.8 |
| BZX84C27 | WS/Y10 | 27 | 25.1 | 28.9 | 80 | 2 | 300 | 1 | 0.1 | 18.9 |
| BZX84C30 | WT /Y11 | 30 | 28 | 32 | 80 | 2 | 300 | 1 | 0.1 | 21.0 |
| BZX84C33 | WU/Y12 | 33 | 31 | 35 | 80 | 2 | 325 | 1 | 0.1 | 23.1 |
| BZX84C36 | WW/Y13 | 36 | 34 | 38 | 90 | 2 | 350 | 1 | 0.1 | 25.2 |
| BZX84C39 | WX/Y14 | 39 | 37 | 41 | 130 | 2 | 350 | 1 | 0.1 | 27.3 |
| BZX84C43 | WY | 43 | 40.85 | 45.15 | 150 | 5 | 375 | 1 | 0.1 | 30.10 |
| BZX84C47 | WZ | 47 | 44.65 | 49.35 | 170 | 5 | 375 | 1 | 0.1 | 32.90 |
| BZX84C51 | XA | 51 | 48.45 | 53.55 | 100 | 5 | 400 | 1 | 0.1 | 35.70 |

NOTE:

- Standard zener voltage tolerance is +/- 5% with a 'C' suffix from BZX84C2V4-BZX84C51, suffix 'B' is +/- 2% tolerance from BZX84B4V3-BZX84B51.
- Zener Voltage (Vz) Measurement. Guarantees the zener voltage when measured at 90 seconds while maintaining the lead temperature (TL) AT 30 °C, from the diode body.
- Zener Impedance (Zz) Derivation. The zener impedance is derived from the 60 cycle ac voltage, which results when an AC current having an rms value equal to 10% of the dc zener current (Izt or Izk) is superimposed on Izt or Izk.
- Surge Current (IR) Non-Repetitive. The rating listed in the electrical characteristics table is maximum peak, non-repetitive, reverse surge current of 1/2 square wave or equivalent sine wave pulse of 1/120 second duration superimposed on the test current, Izt, per JEDEC registration; however, actual device capability is as described in Figure 5.

BZX84B4V3 thru BZX84B51

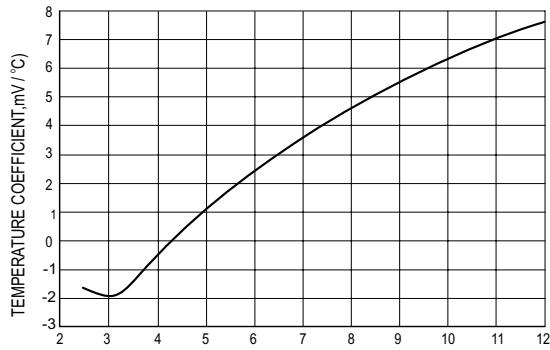
ELECTRICAL CHARACTERISTICS (Ta=25°C unless otherwise noted)

| Part Number | Marking | Nominal Zener Voltage | | | Max. Zener Impedance | | | | Max.Reverse Leakage Current | |
|-------------|---------|-------------------------|-------|-------|-----------------------------------|----|-----------------------------------|----|-----------------------------|------|
| | | Vz(V) @ I _{ZT} | | | Z _{ZT} @ I _{ZT} | | Z _{ZK} @ I _{ZK} | | IR @ VR | |
| | | Nom. | Min. | Max. | Ohm | mA | Ohm | mA | µA | V |
| BZX84B4V3 | W7 | 4.3 | 4.21 | 4.39 | 90 | 5 | 600 | 1 | 3.0 | 1.0 |
| BZX84B4V7 | W8/Z1 | 4.7 | 4.61 | 4.79 | 80 | 5 | 500 | 1 | 3.0 | 2.0 |
| BZX84B5V1 | W9/Z2 | 5.1 | 5.00 | 5.20 | 60 | 5 | 480 | 1 | 2.0 | 2.0 |
| BZX84B5V6 | WA/Z3 | 5.6 | 5.49 | 5.71 | 40 | 5 | 400 | 1 | 1.0 | 2.0 |
| BZX84B6V2 | WB/Z4 | 6.2 | 6.08 | 6.32 | 10 | 5 | 150 | 1 | 3.0 | 4.0 |
| BZX84B6V8 | WC/Z5 | 6.8 | 6.66 | 6.94 | 15 | 5 | 80 | 1 | 2.0 | 4.0 |
| BZX84B7V5 | WD/Z6 | 7.5 | 7.35 | 7.65 | 15 | 5 | 80 | 1 | 1.0 | 5.0 |
| BZX84B8V2 | WE/Z7 | 8.2 | 8.04 | 8.36 | 15 | 5 | 80 | 1 | 0.7 | 5.0 |
| BZX84B9V1 | WF/Z8 | 9.1 | 8.92 | 9.28 | 15 | 5 | 100 | 1 | 0.5 | 6.0 |
| BZX84B10 | WG/Z9 | 10 | 9.80 | 10.20 | 20 | 5 | 150 | 1 | 0.2 | 7.0 |
| BZX84B11 | WH/Y1 | 11 | 10.78 | 11.22 | 20 | 5 | 150 | 1 | 0.1 | 8.0 |
| BZX84B12 | WI/Y2 | 12 | 11.76 | 12.24 | 25 | 5 | 150 | 1 | 0.1 | 8.0 |
| BZX84B13 | WK/Y3 | 13 | 12.74 | 13.26 | 30 | 5 | 170 | 1 | 0.1 | 8.0 |
| BZX84B15 | WL/Y4 | 15 | 14.70 | 15.30 | 30 | 5 | 200 | 1 | 0.1 | 10.5 |
| BZX84B16 | WM/Y5 | 16 | 15.68 | 16.32 | 40 | 5 | 200 | 1 | 0.1 | 11.2 |
| BZX84B18 | WN/Y6 | 18 | 17.64 | 18.36 | 45 | 5 | 225 | 1 | 0.1 | 12.6 |
| BZX84B20 | WO/Y7 | 20 | 19.60 | 20.40 | 55 | 5 | 225 | 1 | 0.1 | 14.0 |
| BZX84B22 | WP/Y8 | 22 | 21.56 | 22.44 | 55 | 5 | 250 | 1 | 0.1 | 15.4 |
| BZX84B24 | WR/Y9 | 24 | 23.52 | 24.48 | 70 | 5 | 250 | 1 | 0.1 | 16.8 |
| BZX84B27 | WS/Y10 | 27 | 26.46 | 27.54 | 80 | 5 | 300 | 1 | 0.1 | 18.9 |
| BZX84B30 | WT/Y11 | 30 | 29.40 | 30.60 | 80 | 5 | 300 | 1 | 0.1 | 21.0 |
| BZX84B33 | WU/Y12 | 33 | 32.34 | 33.66 | 80 | 5 | 325 | 1 | 0.1 | 23.1 |
| BZX84B36 | WW/Y13 | 36 | 35.28 | 36.72 | 90 | 5 | 350 | 1 | 0.1 | 25.2 |
| BZX84B39 | WX/Y14 | 39 | 38.22 | 39.78 | 130 | 5 | 350 | 1 | 0.1 | 27.3 |
| BZX84B43 | WY | 43 | 42.14 | 43.86 | 150 | 5 | 375 | 1 | 0.1 | 30.1 |
| BZX84B47 | WZ | 47 | 46.06 | 47.94 | 170 | 5 | 375 | 1 | 0.1 | 32.9 |
| BZX84B51 | XA | 51 | 49.98 | 52.02 | 100 | 5 | 750 | 1 | 0.1 | 38.0 |

NOTE:

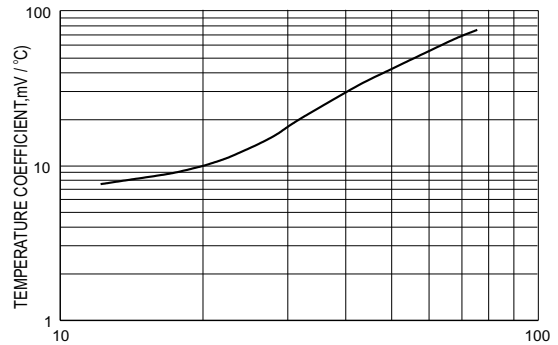
- Standard zener voltage tolerance is +/- 5% with a 'C' suffix from BZX84C2V4-BZX84C51, suffix 'B' is +/- 2% tolerance from BZX84B4V3-BZX84B51.
- Zener Voltage (Vz) Measurement. Guarantees the zener voltage when measured at 90 seconds while maintaining the lead temperature (TL) AT 30 °C from the diode body.
- Zener Impedance (Zz) Derivation. The zener impedance is derived from the 60 cycle ac voltage, which results when an AC current having an rms value equal to 10% of the dc zener current (Izt or Izk) is superimposed on Izt or Izk.
- Surge Current (IR) Non-Repetitive. The rating listed in the electrical characteristics table is maximum peak, non-repetitive, reverse surge current of 1/2 square wave or equivalent sine wave pulse of 1/120 second duration superimposed on the test current, Izt, per JEDEC registration; however, actual device capability is as described in Figure 5.

BZX84 Series



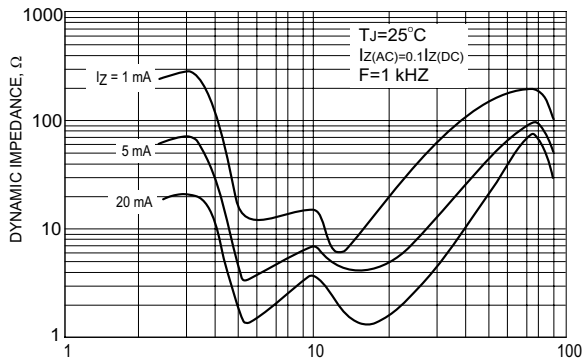
NOMINAL ZENER VOLTAGE, Volts

TYPICAL REVERSE CURRENT



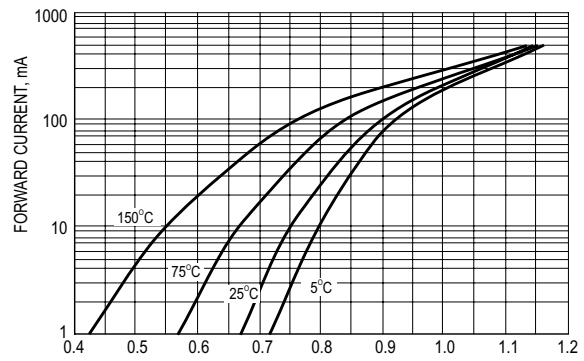
NOMINAL ZENER VOLTAGE, Volts

TEMPERATURE COEFFICIENTS



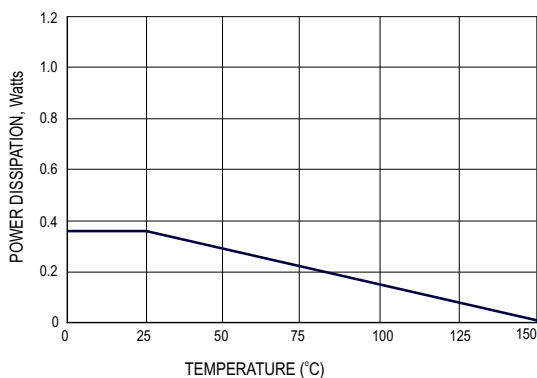
NORMAL ZENER VOLTAGE, Volts

EFFECT OF ZENER VOLTAGE ON ZENER IMPEDANCE



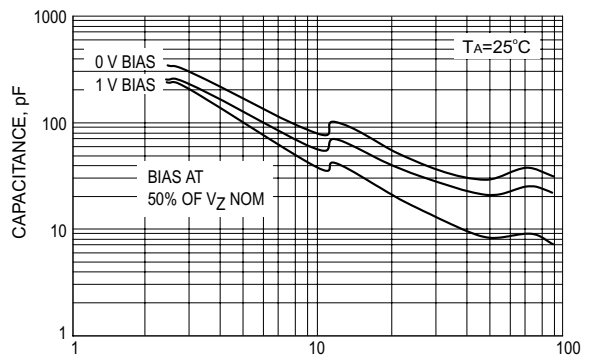
FORWARD VOLTAGE, Volts

TYPICAL FORWARD VOLTAGE



TEMPERATURE (°C)

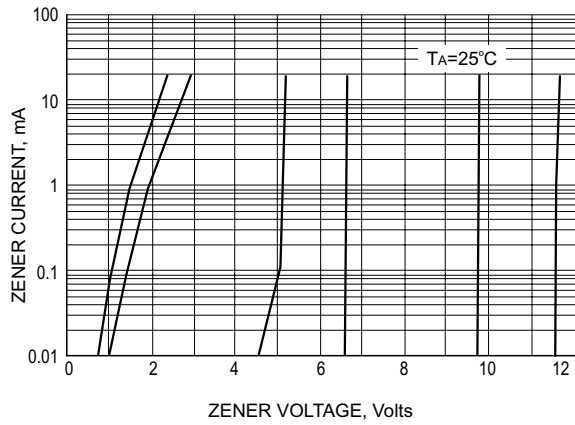
STEADY STATE POWER DERATING



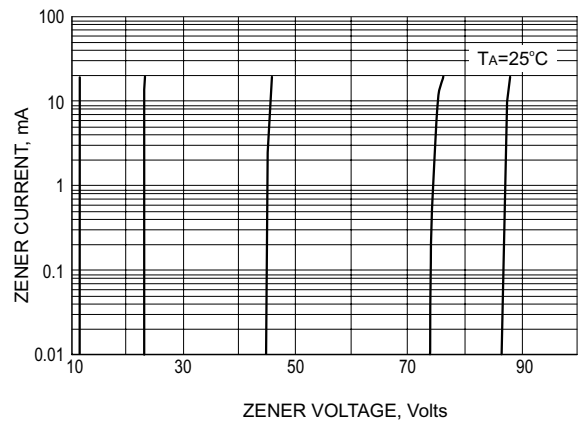
NOMINAL ZENER VOLTAGE, Volts

TYPICAL CAPACITANCE

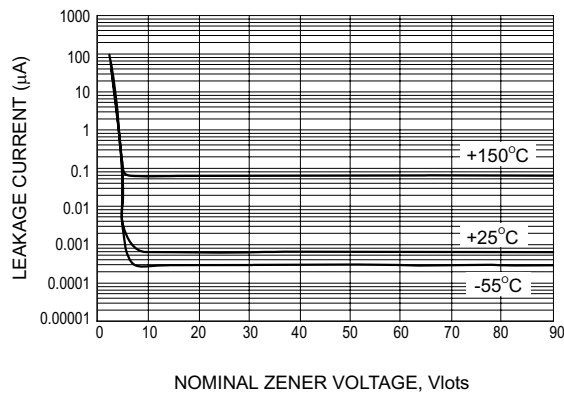
BZX84 Series



ZENER VOLTAGE V.S. ZENER CURRENT



ZENER VOLTAGE V.S. ZENER CURRENT



TYPICAL LEAKAGE CURRENT



Micro Commercial Components

Ordering Information

| | |
|----------------------------|---------------------------------|
| Device (Part Number)-TP | Packing Tape&Reel;3Kpcs/Reel |
|----------------------------|---------------------------------|

IMPORTANT NOTICE

Micro Commercial Components Corp. reserves the right to make changes without further notice to any product herein to make corrections, modifications, enhancements, improvements, or other changes. *Micro Commercial Components Corp.* does not assume any liability arising out of the application or use of any product described herein; neither does it convey any license under its patent rights, nor the rights of others. The user of products in such applications shall assume all risks of such use and will agree to hold *Micro Commercial Components Corp.* and all the companies whose products are represented on our website, harmless against all damages.

APPLICATIONS DISCLAIMER

Products offer by *Micro Commercial Components Corp.* are not intended for use in Medical, Aerospace or Military Applications.